

105-English 2023

APPLICATION SCREENSHOTS



2023 Entry

You are not logged in.
[Log in.](#)

Application Links

[Browse Programs](#)

Help Links

[105 Application Guide](#)
[FAQs](#)
[About 105](#)
[OUAC Privacy Statement](#)
[Applicant Responsibilities](#)
[Contact Us](#)

All Other Undergraduate Applicants (105)

Log In

Log in with the username and password you created for your OUAC Account.

Do not use someone else's account.

Note: Do not create more than 1 account. If you created an OUAC account but do not remember your login information, click "Recover your username". You need your username to reset your password.

* Required field

* Username ?

[Recover your username](#)

* Password

[Forgot your password?](#)

Log In

Create Account

If this is your first time filling out an Ontario university application, visit: [Create My OUAC Account](#).

Read the personal information practices set out in the [OUAC Privacy Statement](#).

[Read COVID-19 updates from the OUAC and Ontario's universities](#).

Help | Username

Log in with the username and password you created for your OUAC Account. **Do not use someone else's account.**

All Other Undergraduate Applicants (105)

Create My OUAC Account

If this is your first time logging in, you need to create your OUAC Account. You will use your username and password to apply to all OUAC applications from now on.

Note: Do not create more than 1 account or take over an account created by someone else.

* Required field

* First/Given Name

Middle Name(s)

* Last/Family Name

* Date of Birth (Format: yyyy-mm-dd)



Enter Your Email Address

We will send a verification email to this email address. If you do not receive a verification email, go to "My OUAC Account" in your application and click "Re-send Verification Email".

Note: You will not be able to submit your application until you verify your email address.

* Email Address

* Confirm Email

Create a Username and Password

Note: Create a username that is personal and that you can remember. We recommend that you do not use any previous OUAC identification numbers (e.g., an old OUAC Reference Number or IT number). Do not use accented characters (e.g., é, è, ê, ë).

* Username

* Password



* Confirm Password



Terms and Conditions

By clicking "Create My OUAC Account", you accept the following terms and conditions:

1. I will create only 1 OUAC Account.
 - If I forget my username, I will use the options provided to recover my original username.
 - I understand that if I create more than 1 account, the account and any associated applications may be invalid.
2. I consent to the personal information practices set out in the [OUAC Privacy Statement](#).

Note: Each individual application has additional terms and conditions. Please review.

Create My OUAC Account

Help | Password

Your password must be between 7 and 30 characters and include an upper case character, a number and a symbol.

Get Started


Answer these questions to get started with your application.

Current Ontario high school students: Do not continue unless you have received your access codes from your guidance counsellor. Once you have them, log back in with the OUAC username and password you just created.

High School Status

I am currently enrolled in an Ontario secondary school. (required)

Note: International students attending schools approved to offer credits toward the Ontario Secondary School Diploma (OSSD) should answer "Yes".

Choose 

Get Started

Answer these questions to get started with your application.

Current Ontario high school students: Do not continue unless you have received your access codes from your guidance counsellor. Once you have them, log back in with the OUAC username and password you just created.

High School Status

I am currently enrolled in an Ontario secondary school. (required)

Note: International students attending schools approved to offer credits toward the Ontario Secondary School Diploma (OSSD) should answer "Yes".

Choose ▾

Choose

Yes

No

Currently enrolled in an Ontario secondary school.: Required field.

[About This Website](#) [OUAC Privacy Statement](#) [OUAC Website](#) [Sitemap](#)
© 2023 Ontario Universities' Application Centre

Get Started


Answer these questions to get started with your application.

Current Ontario high school students: Do not continue unless you have received your access codes from your guidance counsellor. Once you have them, log back in with the OUAC username and password you just created.

High School Status


I am currently enrolled in an Ontario secondary school. (required)

Note: International students attending schools approved to offer credits toward the Ontario Secondary School Diploma (OSSD) should answer "Yes".

No 

Status in Canada

Status in Canada (at time of applying) (required)

Choose 

Get Started


Answer these questions to get started with your application.

Current Ontario high school students: Do not continue unless you have received your access codes from your guidance counsellor. Once you have them, log back in with the OUAC username and password you just created.

High School Status


I am currently enrolled in an Ontario secondary school. (required)

Note: International students attending schools approved to offer credits toward the Ontario Secondary School Diploma (OSSD) should answer "Yes".

No 

Status in Canada

Status in Canada (at time of applying) (required)

Choose 

Choose

Canadian Citizen

Permanent Resident (Landed Immigrant)

Study Permit

Diplomatic

Convention Refugee (Protected Person)

Visitor

No Status

required field.

[Website](#) [OUAC Privacy Statement](#) [OUAC Website](#) [Sitem](#)
© 2023 Ontario Universities' Application Cen

Get Started

Answer these questions to get started with your application.

Current Ontario high school students: Do not continue unless you have received your access codes from your guidance counsellor. Once you have them, log back in with the OUAC username and password you just created.

High School Status

I am currently enrolled in an Ontario secondary school. (required)

Note: International students attending schools approved to offer credits toward the Ontario Secondary School Diploma (OSSD) should answer "Yes".

No

Status in Canada

Status in Canada (at time of applying) (required)

Canadian Citizen

Continue to the 105 Application

Based on your answers, you are a Canadian resident not currently attending an Ontario high school and will start the Undergraduate 105 application.

If this applicant type does not describe you, review your answers and make any necessary changes. You may view the [applicant type criteria](#) on our website.

Note: You cannot change your applicant type once you start your application.

Start My 105 Application

All Other Undergraduate Applicants (105)

Welcome

[Read important 105 news and reminders.](#)

[Search FAQs.](#)

This **105** application is for admission to undergraduate study for entry points in 2023 only (January through September). **All application fees are non-refundable.**

You Should Use the 105 Application If You:

- currently reside in Canada (Canadian citizens, permanent residents or those currently studying in Canada on a study permit or other visa), or are a Canadian citizen or a permanent resident living elsewhere (not in Canada), and are not currently attending an Ontario high school in a day program. **OR**
- currently reside outside of Canada, and are not a Canadian citizen or permanent resident, and are not currently attending an Ontario high school day program (in Ontario or abroad).

Note: You may not need to use this application if, at any time in the past, you have been a registered student or have registered and then withdrawn from one of the Ontario universities you wish to apply to. Please contact the Admissions Office at the applicable university for further instruction.

Here Are Some Helpful Tips to Get You Started:

- Click "Review and Submit" at any time to review your information.
- Before you submit your application, you can log out and return to it at any time to review and/or change information you have saved.
- After 20 minutes of inactivity, you will automatically be logged out of your application. Please be advised that your changes will not be saved.

Your OUAC Reference Number

You will be assigned an OUAC Reference Number once you submit your application. This number is application-specific and is not valid for any other current year or future application services.

Notice and Declaration

When you submit your application, you must accept the terms and conditions in these statements:

- [OUAC Privacy Statement](#)
- [Notice of Collection, Use and Disclosure of Your Personal Information Provided as Part of Your Ontario University Undergraduate \(105\) Application](#)

* Required field

* **Current Status in Canada** ?

Choose



Help | Current Status in Canada

Status in Canada and Country of Citizenship are mandatory fields. Permanent Residents must also enter their Date of Entry into Canada.

Note: A permanent resident is someone who has been issued a permanent resident visa by the Canadian government and has landed in Canada, but is not a Canadian citizen. Permanent residents are citizens of other countries. A person in Canada temporarily, such as a student, foreign worker or visitor, is **not** a permanent resident.



[105 Application](#) » My OUAC Account

Undergraduate (105)

Welcome

[Read important 105 news and reminders.](#)

[Search FAQs.](#)

This 105 application is for admission to undergraduate study for entry points in 2022 only (January through September). **All application fees are non-refundable.**

You Should Use the 105 Application If You:

- currently reside in Canada (Canadian citizens, permanent residents or those currently studying in Canada on a study permit or other visa), or are a Canadian citizen or a permanent resident living elsewhere (not in Canada), and are not currently attending an Ontario high school in a day program. **OR**
- currently reside outside of Canada, and are not a Canadian citizen or permanent resident, and are not currently attending an Ontario high school day program (in Ontario or abroad).

Note: You may not need to use this application if, at any time in the past, you have been a registered student or have registered and then withdrawn from one of the Ontario universities you wish to apply to. Please contact the Admissions Office at the applicable university for further instruction.

Here Are Some Helpful Tips to Get You Started:

- Click "Review and Submit" at any time to review your information.
- Before you submit your application, you can log out and return to it at any time to review and/or change information you have saved.
- After 20 minutes of inactivity, you will automatically be logged out of your application. Please be advised that your changes will not be saved.

Your OUAC Reference Number

You will be assigned an OUAC Reference Number once you submit your application. This number is application-specific and is not valid for any other current year or future application services.

Notice and Declaration

When you submit your application, you must accept the terms and conditions in these statements:

- [OUAC Privacy Statement](#)
- [Notice of Collection, Use and Disclosure of Your Personal Information Provided as Part of Your Ontario University Undergraduate \(105\) Application](#)

Proceed to [Personal Information](#)

2023 Entry

Total Owing

You are logged in as:
Breanne_Fraser
[Log Out](#)

[My OUAC Account](#)

[My OUAC Financial Account](#)

Application Links

Welcome

[Personal Information](#)

[Contact Information](#)

[Academic Background](#)

[Browse Programs](#)

[Program Choices](#)

[Document Upload](#)

[Additional University Details](#)

[Other Academic Information](#)

[Transcripts](#)

[Activities/Employment](#)

[Review and Submit](#)

Help Links

[105 Application Guide](#)

[FAQs](#)

[About 105](#)

[OUAC Privacy Statement](#)

[Applicant Responsibilities](#)

[Contact Us](#)

[Intend to Apply For OSAP?](#)

Undergraduate (105)

Personal Information






 Help

Your name should appear as it does on your health card, passport or other official document.

- Use upper case and lower case letters for your names (e.g., Taylor rather than taylor or TAYLOR).
- Do not enter initials or your nickname.
- If you only have 1 name, enter it as both your first/given name and your last/family name.

If you are not able to change your name or date of birth, [contact the OUAC](#) for assistance.

* Required field

Your Name	
* First/Given Name	<input type="text" value="Breanne"/>
Middle Name(s)	<input type="text"/>
* Last/Family Name	<input type="text" value="Fraser"/>
Preferred Name  The name you want to be called, if different from your legal given name. Do not include your last/family name. Note: While the OUAC and some institutions may use your preferred name for communications (e.g., mail, emails) and on official documents (e.g., offer letters), some institutions will use only your legal name. <input type="text"/>	
Former Last Name/Family Name  <input type="text"/>	
Citizenship and Language Information	
* Current Status in Canada  You may upload proof of status in Canada to support your application. More information is available in the "Document Upload" section. <input checked="" type="radio"/> Canadian Citizen <input type="radio"/> Permanent Resident (Landed Immigrant) <input type="radio"/> Study Permit <input type="radio"/> Diplomatic <input type="radio"/> Convention Refugee (Protected Person) <input type="radio"/> Visitor <input type="radio"/> No Status	
* Country of Citizenship	<input type="text" value="Canada"/>
If not born in Canada, date or expected date of entry into Canada (Format: yyyy-mm)  <input type="text"/>	
* First Language  <input checked="" type="radio"/> English <input type="radio"/> French <input type="radio"/> Other	

* **Language of Correspondence**

- ☒ English
☐ French

Agent Information

Have you contracted the services of an accredited academic agent?

- ☐ Yes
☐ No

Other Personal Information

* **Gender Identity**

Cisgender Woman (Female) ▼

* **Date of Birth (Format: yyyy-mm-dd) ?**

1990-05-23 

Have either of your parents/guardians attended a university or college?

- ☐ Yes
☐ No
☐ No Declaration

Do you identify as a First Nation (Status or Non-status), Inuit or Métis person?



- ☐ Yes **Choose** ▼
☒ No/Undeclared

Applicant Diversity Census

The Ontario universities are committed to the principles of equity, diversity and inclusion. To that end, they would like to learn more about their applicants to ensure that they are recruiting and selecting classes representative of the Canadian population and addressing barriers to a university education.

To assist them in fulfilling these goals, the Ontario universities would like to ask you the following 4 questions.

Note: The universities you apply to may use your answers to:

- identify any unconscious bias or systemic racism in the admission process and to monitor any programs implemented to address any bias.
- inform you of specific programs, services or supports available to equity-seeking groups, in an effort to improve the availability of a university education for equity-seeking communities.
- support the admission process. Examples include, but are not limited to, making offers of admission and awarding scholarships.

You may select the "Prefer not to answer" response option available for each question if you choose not to provide your diversity-based personal information. No program, service or benefit will be withheld should you choose not to provide your diversity-based personal information.

* **With which ethnic group(s) do you identify? Select all that apply.**

There is no scientific/biological basis for the idea of 'race'. However, in Canada, people are often identified by their colour and physical features, which can lead to racial bias, stereotyping, and discrimination. Ethnic groups have a common identity, heritage, ancestry or historical past, often with identifiable cultural, linguistic and/or religious characteristics.

The following categories reflect ethno-racial groupings that can help us understand the unique experiences of racial bias and inequity across diverse peoples. These categories are complex, and individuals may describe themselves differently from the categories listed.

- ☐ Arab
- ☐ Black
(e.g., African, African-Canadian/American, Afro-Caribbean, Afro-Latinx, etc.)
- ☐ Caribbean
(e.g., Antiguan, Bahamian, Barbadian, Bermudan, Carib, Cuban, Dominican, Grenadian, Guadeloupean, Haitian, Jamaican, Kittitian/Nevisian, Martinican, Montserratian, Puerto Rican, St. Lucian, Trinidadian/Tobagonian, Vincentian/Grenadian, West Indian, etc.)
- ☐ Chinese
(including Mainland China, Hong Kong, Macau, and Taiwan)
- ☐ Filipino/a/x
- ☐ Indigenous outside of Canada
(e.g., Nahuatl, Maya, Quechua, Aymara, Mapuche, etc.)
- ☐ Indo-Caribbean, Indo-African, Indo-Fijian
- ☐ Japanese
- ☐ Korean
- ☐ Latino/a/x
(e.g., Arawak, Argentinian, Belizean, Bolivian, Brazilian, Chilean, Colombian, Costa Rican, Ecuadorian, Guatemalan, Guyanese, Hispanic, Honduran, Maya, Mexican, Nicaraguan, Panamanian, Paraguayan, Peruvian, Salvadorean, Uruguayan, Venezuelan, etc.)
- ☐ North African
(e.g., Egyptian, Libyan)
- ☐ North American Indigenous
(e.g., First Nations, Inuit, Métis)
- ☐ Oceania
(e.g., Australian, New Zealander, Pacific Islands)
- ☐ South Asian
(e.g., Bangladeshi, Pakistani, Indian, Sri Lankan, Punjabi)
- ☐ Southeast Asian
(e.g., Cambodian, Malaysian, Thai, Vietnamese)
- ☐ West Asian & Middle East
(e.g., Afghani, Armenian, Iranian, Iraqi, Israeli, Jordanian, Lebanese, Palestinian, Syrian, Yemeni)
- ☒ White
(e.g., British Isles, French, Western European, Northern European, Eastern European, Southern European, White-Canadian/American/Australian/South African)
- ☐ Multiracial/ethnic
(with at least 1 parent in a non-White group above)
- ☐ I would like to specify an ethno-racial identity not listed above
- ☐ Prefer not to answer

* **What is your religion and/or spiritual self-identity? Select all that apply.**

Religion refers to an individual's self-identification or affiliation with any religious denomination, group, or other religiously defined community or system of belief and/or spiritual faith practices.

- ☐ Buddhist
- ☒ Christian
- ☐ Hindu
- ☐ Indigenous
- ☐ Jewish
- ☐ Muslim
- ☐ Sikh
- ☐ No religion
- ☐ Another religion or spiritual self-identity
- ☐ Prefer not to answer

* **How would you describe your sexual orientation?**

- ☐ Asexual
- ☐ Bisexual
- ☐ Gay
- ☐ Lesbian
- ☐ Pansexual
- ☐ Queer
- ☐ Questioning
- ☒ Straight/Heterosexual
- ☐ Two-Spirit
- ☐ Another orientation
- ☐ Prefer not to answer

* **Do you self-identify as a person with a disability and/or impairment? Select all that apply.**

- ☒ No, I do not have a disability or impairment
- ☐ Yes, I have a neurodevelopmental disorder, intellectual, cognitive, and/or learning disability and/or impairment
(e.g., Autism, ADHD, etc.)
- ☐ Yes, I have a physical disability and/or impairment
(e.g., mobility, dexterity, etc.)
- ☐ Yes, I have a sensory disability and/or impairment
(e.g., deaf, deafened, hard of hearing, vision, etc.)
- ☐ Yes, I have a mental health illness or disability
(e.g., schizophrenia, bipolar, generalized anxiety disorder, depression, etc.)
- ☐ Yes, I have another disability and/or impairment
(e.g., chronic medical condition, speech impairment, etc.)
- ☐ Prefer not to answer

Save

Help | Preferred Name

E.g., If your legal given name is James, but you prefer to be called Jim, enter Jim. Do not include your last/family name.

The OUAC and some institutions may use your preferred name for communications (e.g., mail, emails) and on official documents (e.g., offer letters). **Note:** Some institutions will use only your legal name for communications and/or official documents. Consult your university of choice for additional information.

Some institutions may require confirmation of your preferred name prior to registration.

Help | Former Last Name/Family Name

Applicants should include this only if their legal last name/family name has changed, for example through adoption or marriage.

Help | Current Status in Canada

Status in Canada and Country of Citizenship are mandatory fields. Permanent Residents must also enter their Date of Entry into Canada.

Note: A permanent resident is someone who has been issued a permanent resident visa by the Canadian government and has landed in Canada, but is not a Canadian citizen. Permanent residents are citizens of other countries. A person in Canada temporarily, such as a student, foreign worker or visitor, is **not** a permanent resident.

Help | If not born in Canada, date or expected date of entry into Canada

If you are a Canadian citizen or Permanent Resident and were not born in Canada, provide the date you first entered Canada.

For all other status selections, provide the date you first entered Canada or the date you expect to enter Canada.

Help | First Language

Select the first language you learned at home as a child.

Field Level Help-Personal Information(2)

Help | Date of Birth

Navigating the Calendar Using Your Keyboard

Keyboard Command	Navigation
Arrow Keys	Navigate the days of the month
Page Up/Page Down	Cycle through the months of the year
Shift + Page Up/Shift + Page Down	Cycle through the years
Enter	Selects the highlighted date
Escape	Closes the calendar

Help | Do you identify as a First Nation (Status or Non-status), Inuit or Métis person?

The Indigenous and Treaty rights of First Nations, Inuit and Métis peoples are recognized and affirmed in the Constitution Acts of 1867 to 1982 (section 35).

If you identify as a person with First Nation (Status or Non-status), Inuit or Métis ancestry, you may self-identify by selecting 1 of the following: First Nation, Inuit or Métis. If you do not identify with 1 of these groups or do not wish to declare your status, leave the field blank.

You are not required to provide this information; however, if you do, we will forward it to your chosen universities so they can inform you of specific services available to First Nations, Inuit and Métis students.

Undergraduate (105)

Contact Information

Required: 1 home address, 1 mailing address and 1 phone number.

My Email	Status	Actions
robin@ouac.on.ca	Not Verified	<div>Edit</div> <div>Re-send Verification Email</div>

Address Type	My Addresses	Actions
Home	Required	<div>+ Add</div>
Mailing	Required	<div>+ Add</div>

Telephone Type	My Telephone Numbers	Actions
	Required - No Information Provided	<div>+ Add</div>

Proceed to [Academic Background](#) if you are satisfied with this information

Help | Email Address

This is the email address you used when you created your OUAC Account.

Double-check your email address and add your university choices to your contact or safe senders list to ensure that all messages are delivered to your inbox.

Help | Password

Your password must be between 7 and 30 characters and include an upper case character, a lower case character, a number and a symbol.

Help | Telephone Type

You may provide 3 phone numbers: Cell, permanent and alternate. One telephone number is required.

A permanent phone number is usually a landline, or a number that is unlikely to be changed or be disconnected (e.g., a parent's phone number).

An alternate phone number is another phone number where you can be reached (e.g., business).


Help | Telephone Number

For phone numbers in Canada or the US, use the following format: 5195551234


Do not enter spaces or hyphens, or include extension numbers.

Undergraduate (105)

Academic Background

 Help

Provide information about **all** institutions where you have registered in 1 or more secondary or postsecondary courses. Institutions include, but are not limited to, regular day schools, night schools, summer schools, online schools.

 Add Institution

Institution Name	Start Date	To Date	Actions
No information available.			

Proceed to [Browse Programs](#) if you are satisfied with this information

Undergraduate (105)

Academic Background - Add/Edit Details

 Help

Provide information about **all** institutions where you have registered in 1 or more secondary or postsecondary courses. Institutions include, but are not limited to, regular day schools, night schools, summer schools, virtual schools.

* Required field

Find My Institution

* **Institution Country**

Canada ▾

* **Institution Province/State**

Ontario ▾

* **Institution Type**

☐ High School

☐ Postsecondary (cegeps, public universities and colleges)

☐ Other (bible college, private universities and colleges)

* **Institution Name** 

Choose the institution you attend/attended from the drop-down list, where possible. If you attend/attended an affiliate campus or alternative location, choose the main campus. If the institution you attend/attended is not in this list, choose "Not in List" and provide the full institution name (do not use an acronym) and address in the "Unlisted Institution" section.

--- Choose Institution --- ▾

Save


Cancel




Undergraduate (105)

Academic Background

 Help

Provide information about all institutions where you have registered in 1 or more secondary or postsecondary courses. Institutions include, but are not limited to, regular day schools, night schools, summer schools, online schools.

 Add Institution

Institution Name	Start Date	To Date	Actions
Carleton University	2022-05	2023-12	<div> Edit</div> <div> Delete</div>
Brock University	2015-09	2019-04	<div> Edit</div> <div> Delete</div>
University of Ottawa	2013-09	2013-12	<div> Edit</div> <div> Delete</div>

Proceed to [Browse Programs](#) if you are satisfied with this information

Field Level Help Academic Background Page

Help | Institution Name

Choose the main campus name even if you attend or attended an alternative campus location. If you do not see the institution in the drop-down list, choose "Not In List" and enter the name manually in the "Unlisted Institution" section.

Help | Diploma/Degree Status

"Conferred" means your degree/diploma was officially awarded. "Expected" means that you will receive it in the future.

Undergraduate (105)

Browse Programs

Note: You may use this application to apply to more than one university in Ontario. Do not submit a second application. All fees are non-refundable.

Program Category

[By University](#)

[By Geographic Area](#)

Search by Program Code

If you have done your research and know exactly which program codes you would like to add, enter the codes here:

Program Code

Search

Undergraduate (105)

Program Choices

 Add Program

You have not added any programs.

[Add Program](#) to your application

Proceed to [Additional University Details](#) if you are satisfied with this information

Undergraduate (105)

Document Upload - Information


You may upload proof of status in Canada and/or other types of documents to support your application. These documents are **not mandatory**.

- Review this list to determine which documents you can upload for your chosen universities.
- Do not upload document types that do not apply to you. The universities will notify you if further documentation is required.
- Do not send different document types in the same PDF file. Upload each document type as a separate PDF file.
- Upload PDF files only with a maximum size of 5 MB.
- Do not upload any documents that are not on this list, as we will not process them or send them to the universities you specify.

University	Document Type
Algoma University	<ul style="list-style-type: none">• Unofficial Exam Result• Unofficial Credential Evaluation
Brock University	<ul style="list-style-type: none">• N/A
Carleton University	<ul style="list-style-type: none">• N/A
University of Guelph University of Guelph-Humber	<p>University of Guelph applicants currently enrolled in a high school outside of Canada cannot upload documents through the OUAC Document Upload. Please access your U of G Admissions Portal.</p> <p>All other applicants can view of a list of required documents on their UofG/GH WebAdvisor account and submit the appropriate documentation via the OUAC Document Upload service.</p> <p>Not all documents are mandatory. Do not upload document types that do not apply to you.</p> <ul style="list-style-type: none">• Unofficial Language Proficiency Test• Unofficial Exam Result• Unofficial Transcript• Unofficial Credential Evaluation
Lakehead University	<ul style="list-style-type: none">• Proof of Status in Canada• Unofficial Language Proficiency Test• Unofficial Exam Result• Unofficial Transcript• Unofficial Credential Evaluation• Supporting Documentation

Laurentian University	<ul style="list-style-type: none"> • Proof of Status in Canada
McMaster University	<ul style="list-style-type: none"> • N/A
Nipissing University	<ul style="list-style-type: none"> • N/A
OCAD University	<p>These documents are not mandatory. If the document type does not apply to you, you are not required to submit it. You can also submit applicable documents directly to OCAD U.</p> <ul style="list-style-type: none"> • Proof of Status in Canada • Unofficial Language Proficiency Test • Unofficial Exam Result • Unofficial Transcript • Unofficial Credential Evaluation • Supporting Documentation
Université de l'Ontario français	<ul style="list-style-type: none"> • Proof of Status in Canada • Unofficial Language Proficiency Test • Unofficial Exam Result • Unofficial Transcript • Unofficial Credential Evaluation • Supporting Documentation
Ontario Tech University	<ul style="list-style-type: none"> • N/A
University of Ottawa	<ul style="list-style-type: none"> • N/A
Queen's University	<ul style="list-style-type: none"> • N/A
Toronto Metropolitan University	<ul style="list-style-type: none"> • Proof of Status in Canada (not Canadian citizen or Indigenous)
University of Toronto	<ul style="list-style-type: none"> • Proof of Status in Canada

Trent University	<ul style="list-style-type: none"> • N/A
University of Waterloo	<ul style="list-style-type: none"> • Proof of Status in Canada
Western University	<ul style="list-style-type: none"> • Proof of Status in Canada (only permanent resident [landed immigrant], Diplomatic and Convention Refugee/Protected Person are required)
Wilfrid Laurier University	<ul style="list-style-type: none"> • Proof of Status in Canada
University of Windsor	<ul style="list-style-type: none"> • Proof of Status in Canada (not Canadian citizen or Indigenous)
York University	<ul style="list-style-type: none"> • Proof of Status in Canada

 Upload a Document

Upload History

Proceed to [Additional University Details](#) if you are satisfied with this information

Undergraduate (105)

Document Upload

Note:

- Do not upload document types that do not apply to you. The universities will notify you if further documentation is required.
- Do not upload any documents that are not on this list, as they will not be processed and will not be sent to the universities you specify.

Documentation for Proof of Status in Canada

Document Type	Accepted Documents
Proof of Canadian Citizenship	<ul style="list-style-type: none">• Canadian passport OR• Canadian birth certificate + government-issued photo identification
Proof of Permanent Resident Status	<ul style="list-style-type: none">• Permanent Resident card, front and back OR• Record of Landing/Confirmation of Permanent Residence + government-issued photo identification
Proof of Convention Refugee/Protected Person Status	<ul style="list-style-type: none">• Notice of Decision, stamped
Proof of Diplomatic Status	<ul style="list-style-type: none">• Passport (non-Canadian) + Visa
Proof of Study Permit Status	<ul style="list-style-type: none">• Passport (non-Canadian) + Valid Study Permit
Proof of Visitor Status	<ul style="list-style-type: none">• Passport (non-Canadian) + Visa
Proof of No Status (International)	<ul style="list-style-type: none">• Government-issued photo identification
Proof of Indigenous Status	<ul style="list-style-type: none">• Canadian Certificate of Indian Status OR• Secure Certificate of Indian Status card (SCIS) OR• Band membership card


Other Documentation

Document Type	Accepted Documents
Language Proficiency Test	<ul style="list-style-type: none">• IELTS, CAEL, TOEFL, PTE, Cambridge English, Duolingo
Unofficial Exam Result	<ul style="list-style-type: none">• SAT, IB, ACT, AP, GCE
Unofficial Transcript	<ul style="list-style-type: none">• Secondary and Postsecondary
Unofficial Credential Evaluation	<ul style="list-style-type: none">• WES, ICAP
Supporting Documentation	<ul style="list-style-type: none">• Examples include: Extenuating Circumstances, Medical Documentation, Personal Support Letters

Upload My Document

Select a document type to upload and which universities it should be sent to.

Note: If the upload bar does not appear to be loading, click "Submit" to proceed with the upload.

Document Type  (required)

Proof of Canadian Citizenship

▼


University (required)


☐ University of Toronto

File to Upload (PDF files only, max. 5MB) (required)

Browse...

Submit

Document Type  (required)

Proof of Canadian Citizenship 

Proof of Canadian Citizenship

Proof of Permanent Resident Status

Proof of Diplomatic Status

Proof of Convention Refugee/Protected Person Status

Proof of Visitor Status

Proof of Study Permit Status

Proof of No Status (International)

Proof of Indigenous Status

Field Level Help-Document UpLaod

Help | Document Type

Make a copy of your proof of Permanent Resident and/or recognized Convention Refugee/Protected Person status and upload here as a PDF document.

Undergraduate (105)

Additional University Details

Select a year **only** if you have applied to 1 of these universities before. If you have never applied, leave this section blank.

Brock University	
Previous Year Applied	<div>Choose a year ▾</div>
Previous Year Registered	<div>Choose a year ▾</div>
University of Toronto	
Previous Year Applied	<div>Choose a year ▾</div>
Previous Year Registered	<div>Choose a year ▾</div>

Save

Undergraduate (105)

Other Academic Information

[? Help](#)

* Required field

Other Academic Information

Quebec CEGEP Code Permanent [?](#)

By providing your CEGEP Code Permanent, you authorize the OUAC to collect your CEGEP academic record from BCI, and to transfer that academic data to the Ontario university(ies) you have selected on your application.

British Columbia Personal Education Number (PEN) for BC students [?](#)

By providing your BC PEN, you authorize the OUAC to collect your BC academic record from the Ministry of Education, and to transfer that academic data to the universities you have selected on your application, if you have authorized them to do so.

I intend to write (or have already written) an Advanced Placement exam by June of the current school year. [?](#)

AP exams are administered by The College Board in the United States.

* My total number of years in a Canadian high school

If this question does not apply to you, choose "Not Applicable".

* My total number of years in an English-language school system outside of Canada

If this question does not apply to you, choose "Not Applicable".

In which country?

Save

Help | Quebec CEGEP Code Permanent

Applicants should record their Quebec CEGEP Code Permanent if they have attended or are attending a CEGEP.

You must provide your gender and date of birth in the Personal Information section. If you do not, your code permanent will be invalid when you try to save your information.

Note: Once you provide your Quebec CEGEP Code Permanent, this field can no longer be altered. If you require a change to your Quebec CEGEP Code Permanent, please submit the change, in writing, to the OUAC.

Help | British Columbia Personal Education Number (PEN) for BC students

The OUAC acts as an agent for Ontario universities to collect course information, assessments and grades electronically through the Ministry of Education in BC for BC high school students.

BC students must provide their Personal Education Number (PEN) in their 105 application. They must also authorize the Ministry to release their academic record to the OUAC through StudentTranscripts Service (STS).

Important: Once you provide your BC PEN, this field can no longer be altered. If you require a change to your BC PEN, please submit the change, in writing, to the OUAC.

Help | I intend to write (or have already written) an Advanced Placement exam by June of the current school year.

Applicants should indicate whether they have already written or intend to write an Advanced Placement (AP) exam by June of the current school year. AP exams are administered by the College Board in the United States of America. This section is optional.

Undergraduate (105)

Transcript Requests

 Help


This page contains instructions for requesting transcripts from Ontario, Canadian and international institutions. Review any section that applies to you.







For further instructions, refer to [Transcript Requirements](#) in the Application Guide.

Transcripts from Ontario Universities and Colleges

- If you attended or are currently enrolled at an Ontario university or college, you must request transcripts through your application.
 - You will pay for any requested Ontario transcripts as part of the "Submit" process. Fees are non-refundable.
 - If you added a request for your Ontario postsecondary transcript you will not see the status of this request until your online application has been submitted.
- Verify university requirements and note that document deadlines apply.

For more information, see [Transcript Requirements](#).

 Add Transcript Request

From	To	Send	Status	Actions
University of Ottawa Student Number: 232 Study Type/Level: Undergraduate	Brock University University of Toronto	Send Immediately - 2019		 Edit  Delete
Brock University Student Number: 787 Study Type/Level: Undergraduate	University of Toronto	Send Immediately - 2021		 Edit  Delete
Carleton University Student Number: 595 Study Type/Level: Undergraduate	Brock University University of Toronto	End of term (current or future term) - Winter		 Edit  Delete

Secondary (High) Schools Transcripts

- If you attended an Ontario secondary school, you may be eligible to request your official secondary school transcript electronically (completed courses only).
- However, you must first add a [phone number](#) to your application.

Transcripts from Canadian Institutions Outside of Ontario

- Official transcripts are required for each college, CEGEP, university, junior college, graduate school or other postsecondary institution you attend/have attended/have withdrawn from.
- The OUAC has established procedures with some institutions outside of Ontario to release their transcripts by electronic means. The collection of electronic transcripts is not an automated process.
- You are responsible for arranging the transfer of all other transcripts and documents to the universities you are applying to.
- Verify university requirements and note that document deadlines apply.

For more information, see [Transcript Requirements](#).

Transcripts from International Institutions

- Ontario universities may require undergraduate applicants to have official international academic transcripts submitted directly to [World Education Services \(WES\)](#) for verification as part of the admission process.
- You are responsible for arranging the transfer of all other transcripts and documents to the universities you are applying to.
- Verify university requirements and note that document deadlines apply.

For more information, see [Transcript Requirements](#).


[Add Transcript Request](#) to your application

Proceed to [Activities/Employment](#) if you are satisfied with this information

Undergraduate (105)

Add/Change Transcript Request

 Fees

 Exceptions

Transcript Request

Transcript Requested From (required)


University of Ottawa ▾

University Type and Level of Studies (For University only)

Select all that apply.

- ☐ Undergraduate
☐ Graduate
☐ Correspondence/Continuing Education/Open Learning

Student Number (required)

Transcript Timing Option  (required)

☐ Send Immediately

If you are not currently enrolled, please indicate your last year at this institution.

Year ▾

Transcript to be sent to (required)


- ☐ Brock University
☐ University of Toronto

Transcript Exception

If you only attended 1 or more of the following, do not use this form. Contact the department to request your transcript.

- Saint Paul University (your Saint Paul transcript exists uniquely at Saint Paul University)

For assistance, contact Applicant Services at 519-823-1063.

I have only attended one or more of these exceptions and cannot use this form.  (required)

- ☐ Yes
☐ No

Transcript Authorization

I authorize this institution to send my transcript to the Ontario Universities' Application Centre (OUAC). The OUAC will transmit the transcript(s) to the universities listed on my application and contact me in the case of difficulties. I understand that this request cannot be cancelled or changed and that all fees are non-refundable.

Save Transcript Request

Cancel

Field Level Help-Transcript Request Page

Help | Timing Option

(Note: Options displayed vary by OUAC application and time of year.)

If you are currently enrolled:

- **Immediately** - The institution will send your transcript immediately, whether or not final grades are available for the current term.
- **At the end of the following term** - The institution will wait until final grades for the term you indicate are available before sending your transcript. Indicate a specific term when selecting this option and contact your institution if you are unsure of the term name.
- **After degree conferred** - The institution will send your transcript once your degree has been granted.

You are responsible for knowing when grades for current courses and/or degree conferrals will be available on your official transcript.

Transcripts will not be automatically resent once final grades are available. You will need to request a new transcript(s).

If you are not currently enrolled:

- Indicate your last year at this institution. Your transcript will be sent immediately.

Help | I have only attended one or more of these exceptions and cannot use this form.

Read more information about [Ontario's exceptions for online transcript requests](#) on the OUAC website.


Need help? Call us at 519-823-1063 regarding these transcript request exceptions.

Undergraduate (105)

Activities/Employment

List all extracurricular activities (e.g., volunteering, hobbies, sports, employment, travel, etc.), from the time you completed high school until the present, including any completed while attending a postsecondary educational institution. Start with the most recent activities.

Note: This section is required if you have finished high school. If you do not complete this section, your application assessment may be delayed.

 Add an Activity

Start Date	To Date	Activity	Employer	Actions
No information available.				

[Add an Activity](#) to your application
Proceed to [Review and Submit](#) if you are satisfied with this information

Undergraduate (105)

Review and Submit

Please review your information:

- If you have any errors listed, return to the appropriate section of your application to correct them.
- Review any warnings listed and ensure you have entered your information correctly. If you have, you can proceed with submitting your application.
- Once satisfied that your information is accurate, read the "Applicant's Declaration".
- Click "I Verify and Agree" to proceed to payment.

Once you have successfully submitted your application, you will receive an OUAC Reference Number.

Errors

- Please return to [Personal Information](#) - Your personal information is incomplete.
 - Please return to [Other Academic Information](#) - You must answer some other information.
 - Please return to [Program Choices](#) - You did not select any program choices.
 - Please return to [Academic Background](#) – You did not provide any information about the institutions you previously attended for the following institution types:
 - High School
-

Warnings

- You did not provide any information about postsecondary studies. If you did not attend a postsecondary institution, please select "I did not attend a postsecondary institution (university or college)". If you attended a postsecondary institution, please return to [Academic Background](#) and record this information.
 - ☐ I did not attend a postsecondary institution (university or college).
- Please return to [Activities/Employment](#) – You have not indicated any activities. Please ensure that you indicated all of the activities, (e.g., volunteering, travel and work) that you participated in when you were not attending school full-time.