

101-English 2023

APPLICATION SCREENSHOTS



2023 Entry

You are not logged in.
[Log in.](#)



Undergraduate

Log In

Log in with the username and password you created for your OUAC Account.

Do not use someone else's account.

Note: Do not create more than 1 account. If you created an OUAC account but do not remember your login information, click "Recover your username". You need your username to reset your password.

• Required field

• Username 

[Recover your username](#)

• Password

[Forgot your password?](#)

Log In

Create Account

If this is your first time filling out an Ontario university application, visit: [Create My OUAC Account](#).

Read the personal information practices set out in the [OUAC Privacy Statement](#).

[Read COVID-19 updates from the OUAC and Ontario's universities.](#)

Field Level Help-Login Page

Help | Username

Log in with the username and password you created for your OUAC Account. **Do not use someone else's account.**

Undergraduate

Create My OUAC Account

If this is your first time logging in, you need to create your OUAC Account. You will use your username and password to apply to all OUAC applications from now on.

Note: Do not create more than 1 account or take over an account created by someone else.

• Required field

* **First/Given Name**

Middle Name(s)

* **Last/Family Name**

* **Date of Birth (Format: yyyy-mm-dd)**



Enter Your Email Address

We will send a verification email to this email address. If you do not receive a verification email, go to "My OUAC Account" in your application and click "Re-send Verification Email".

Note: You will not be able to submit your application until you verify your email address.

* **Email Address**

* **Confirm Email**

Create a Username and Password

Note: Create a username that is personal and that you can remember. We recommend that you do not use any previous OUAC identification numbers (e.g., an old OUAC Reference Number or IT number). Do not use accented characters (e.g., é, è, ê, ë).

* **Username**

* **Password ?**



* **Confirm Password**



Terms and Conditions

By clicking "Create My OUAC Account", you accept the following terms and conditions:

1. I will create only 1 OUAC Account.
 - If I forget my username, I will use the options provided to recover my original username.
 - I understand that if I create more than 1 account, the account and any associated applications may be invalid.
2. I consent to the personal information practices set out in the [OUAC Privacy Statement](#).

Note: Each individual application has additional terms and conditions. Please review.

Create My OUAC Account

Help | Password

Your password must be between 7 and 30 characters and include an upper case character, a number and a symbol.

Get Started

Answer these questions to get started with your application.

Current Ontario high school students: Do not continue unless you have received your access codes from your guidance counsellor. Once you have them, log back in with the OUAC username and password you just created.

High School Status

I am currently enrolled in an Ontario secondary school. (required)

Note: International students attending schools approved to offer credits toward the Ontario Secondary School Diploma (OSSD) should answer "Yes".

Choose ▾

Get Started

Answer these questions to get started with your application.

Current Ontario high school students: Do not continue unless you have received your access codes from your guidance counsellor. Once you have them, log back in with the OUAC username and password you just created.

High School Status

I am currently enrolled in an Ontario secondary school. (required)

Note: International students attending schools approved to offer credits toward the Ontario Secondary School Diploma (OSSD) should answer "Yes".

Yes ▾

Find My High School

High School Name  (required)

— Choose Institution — ▾

Field Level Help-

Help | High School Name

Can't find your high school? International students attending schools approved to offer credits toward the Ontario Secondary School Diploma (OSSD) should answer "Not in List".

Get Started

Answer these questions to get started with your application.



Current Ontario high school students: Do not continue unless you have received your access codes from your guidance counsellor. Once you have them, log back in with the OUAC username and password you just created.

High School Status
I am currently enrolled in an Ontario secondary school. (required) Note: International students attending schools approved to offer credits toward the Ontario Secondary School Diploma (OSSD) should answer "Yes". <div>Yes ▾</div>
Find My High School
High School Name ? (required) <div>Pickering College, Newmarket ▾</div>
Enter My Access Code
MIDENT <div>885827</div>
Student Number <div></div>
PIN <div><div></div><div></div></div>
<input type="checkbox"/> I don't have a PIN

Get Started

Answer these questions to get started with your application.

Current Ontario high school students: Do not continue unless you have received your access codes from your guidance counsellor. Once you have them, log back in with the OUAC username and password you just created.

High School Status
I am currently enrolled in an Ontario secondary school. (required) Note: International students attending schools approved to offer credits toward the Ontario Secondary School Diploma (OSSD) should answer "Yes".
<div>Yes</div>
Find My High School
High School Name  (required)
<div>Pickering College, Newmarket</div>
Enter My Access Code
MIDENT
<div>885827</div>
Student Number
<div>123456789123</div>
PIN
<div><div>••••</div></div>
<input type="checkbox"/> I don't have a PIN

Continue to the 101 Application

Based on your answers, you are a current Ontario high school student and will start the 101 application.

If this applicant type does not describe you, review your answers and make any necessary changes. You may view the [applicant type criteria](#) on our website.

Note: You cannot change your applicant type once you start your application.

Start My 101 Application



2023 Entry

Total Owning

You are logged in as:
wilma_flintstone
[Log Out](#)

[My OUAC Account](#)

[My OUAC Financial Account](#)

Application Links

Welcome

[Personal Information](#)

[Contact Information](#)

[Academic Background](#)

[Browse Programs](#)

[Program Choices](#)

[Additional University Details](#)

[Document Upload](#)

[Other Academic Information](#)

[Current High School Information
and Grades](#)

[Review and Submit](#)

Help Links

[101 Application Guide](#)

[FAQs](#)

[About 101](#)

[OUAC Privacy Statement](#)

[Applicant Responsibilities](#)

[Contact Us](#)

[Intend to Apply For OSAP?](#)

[Start Your Research with OUInfo](#)

[101 Application](#) » [My OUAC Account](#)

Ontario Secondary School Application (101)

Welcome

[Read important 101 news and reminders.](#)

[Search FAQs.](#)

This application is only for current Ontario high school students who are applying to start undergraduate study in 2022 (January-September). **All application fees are non-refundable.**

If you have chosen the wrong application, return to the [OUAC website](#) to select another.

Here are some helpful tips to get you started:

- You will need your Application Access Code Letter with your school information and PIN. Please see your guidance office if you do not have your letter.
- Use the "Application Links" menu to work through the application. You can complete the application in any order.
- Click "Review and Submit" at any time to review your information.
- Before you submit your application, you can log out and return to it at any time to review and/or change information you have saved.
- After 20 minutes of inactivity, you will automatically be logged out of your application. Please be advised that your changes will not be saved.

Your OUAC Reference Number

You will be assigned an OUAC Reference Number once you submit your application. This number is application-specific and is not valid for any other current year or future application services.

Notice and Declaration

When you submit your application, you must accept the terms and conditions in these statements:

- [OUAC Privacy Statement](#)
- [Notice of Collection, Use and Disclosure of Your Personal Information Provided as Part of Your Ontario University Undergraduate \(101\) Application](#)

Proceed to [Personal Information](#)

Ontario Secondary School Application (101)

Personal Information

 Help

Your name should appear as it does on your health card, passport or other official document.

- Use upper case and lower case letters for your names (e.g., Taylor rather than taylor or TAYLOR).
- Do not enter initials or your nickname.
- If you only have 1 name, enter it as both your first/given name and your last/family name.

If you are not able to change your name or date of birth, [contact the OUAC](#) for assistance.

* Required field

Your Name


* First/Given Name

Wilma

Middle Name(s)

* Last/Family Name

Flintstone

Preferred Name 

The name you want to be called, if different from your legal given name. Do not include your last/family name. **Note:** While the OUAC and some institutions may use your preferred name for communications (e.g., mail, emails) and on official documents (e.g., offer letters), some institutions will use only your legal name.

Former Last Name/Family Name 

Citizenship and Language Information


* Current Status in Canada 

You may upload proof of status in Canada to support your application. More information is available in the "Document Upload" section.

- ☒ Canadian Citizen
- ☐ Permanent Resident (Landed Immigrant)
- ☐ Study Permit
- ☐ Diplomatic
- ☐ Convention Refugee (Protected Person)
- ☐ Visitor
- ☐ No Status

* Country of Citizenship

Canada

If not born in Canada, date or expected date of entry into Canada (Format: yyyy-mm) 

* First Language 

- ☒ English
- ☐ French
- ☐ Other

* Language of Correspondence

- ☒ English
☐ French

Agent Information

Have you contracted the services of an accredited academic agent?


- ☐ Yes
☐ No

Other Personal Information

* Gender Identity

Cisgender Woman (Female) ▼

* Date of Birth (Format: yyyy-mm-dd) ?

2010-01-01 

Have either of your parents/guardians attended a university or college?

- ☐ Yes
☐ No
☒ No Declaration

Do you identify as a First Nation (Status or Non-status), Inuit or Métis person?

- ?
☐ Yes Choose ▼
☒ No/Undeclared

Applicant Diversity Census

The Ontario universities are committed to the principles of equity, diversity and inclusion. To that end, they would like to learn more about their applicants to ensure that they are recruiting and selecting classes representative of the Canadian population and addressing barriers to a university education.

To assist them in fulfilling these goals, the Ontario universities would like to ask you the following 4 questions.

Note: The universities you apply to may use your answers to:

- identify any unconscious bias or systemic racism in the admission process and to monitor any programs implemented to address any bias.
- inform you of specific programs, services or supports available to equity-seeking groups, in an effort to improve the availability of a university education for equity-seeking communities.
- support the admission process. Examples include, but are not limited to, making offers of admission and awarding scholarships.

You may select the "Prefer not to answer" response option available for each question if you choose not to provide your diversity-based personal information. No program, service or benefit will be withheld should you choose not to provide your diversity-based personal information.

* With which ethnic group(s) do you identify? Select all that apply.

There is no scientific/biological basis for the idea of 'race'. However, in Canada, people are often identified by their colour and physical features, which can lead to racial bias, stereotyping, and discrimination. Ethnic groups have a common identity, heritage, ancestry or historical past, often with identifiable cultural, linguistic and/or religious characteristics.

The following categories reflect ethno-racial groupings that can help us understand the unique experiences of racial bias and inequity across diverse peoples. These categories are complex, and individuals may describe themselves differently from the categories listed.

- ☐ Arab
- ☐ Black
(e.g., African, African-Canadian/American, Afro-Caribbean, Afro-Latinx, etc.)
- ☐ Caribbean
(e.g., Antiguan, Bahamian, Barbadian, Bermudan, Carib, Cuban, Dominican, Grenadian, Guadeloupean, Haitian, Jamaican, Kittitian/Nevisian, Martinican, Montserratian, Puerto Rican, St. Lucian, Trinidadian/Tobagonian, Vincentian/Grenadian, West Indian, etc.)
- ☐ Chinese
(including Mainland China, Hong Kong, Macau, and Taiwan)
- ☐ Filipino/a/x
- ☐ Indigenous outside of Canada
(e.g., Nahuatl, Maya, Quechua, Aymara, Mapuche, etc.)
- ☐ Indo-Caribbean, Indo-African, Indo-Fijian
- ☐ Japanese
- ☐ Korean
- ☐ Latino/a/x
(e.g., Arawak, Argentinian, Belizean, Bolivian, Brazilian, Chilean, Colombian, Costa Rican, Ecuadorean, Guatemalan, Guyanese, Hispanic, Honduran, Maya, Mexican, Nicaraguan, Panamanian, Paraguayan, Peruvian, Salvadorean, Uruguayan, Venezuelan, etc.)
- ☐ North African
(e.g., Egyptian, Libyan)
- ☐ North American Indigenous
(e.g., First Nations, Inuit, Métis)
- ☐ Oceania
(e.g., Australian, New Zealander, Pacific Islands)
- ☐ South Asian
(e.g., Bangladeshi, Pakistani, Indian, Sri Lankan, Punjabi)
- ☐ Southeast Asian
(e.g., Cambodian, Malaysian, Thai, Vietnamese)
- ☐ West Asian & Middle East
(e.g., Afghani, Armenian, Iranian, Iraqi, Israeli, Jordanian, Lebanese, Palestinian, Syrian, Yemeni)
- ☒ White
(e.g., British Isles, French, Western European, Northern European, Eastern European, Southern European, White-Canadian/American/Australian/South African)
- ☐ Multiracial/ethnic
(with at least 1 parent in a non-White group above)
- ☐ I would like to specify an ethno-racial identity not listed above
- ☐ Prefer not to answer

*** What is your religion and/or spiritual self-identity? Select all that apply.**

Religion refers to an individual's self-identification or affiliation with any religious denomination, group, or other religiously defined community or system of belief and/or spiritual faith practices.

- ☐ Buddhist
- ☒ Christian
- ☐ Hindu
- ☐ Indigenous
- ☐ Jewish
- ☐ Muslim
- ☐ Sikh
- ☐ No religion
- ☐ Another religion or spiritual self-identity
- ☐ Prefer not to answer

*** How would you describe your sexual orientation?**

- ☐ Asexual
- ☐ Bisexual
- ☐ Gay
- ☐ Lesbian
- ☐ Pansexual
- ☐ Queer
- ☐ Questioning
- ☐ Straight/Heterosexual
- ☐ Two-Spirit
- ☐ Another orientation
- ☒ Prefer not to answer

* Do you self-identify as a person with a disability and/or impairment? Select all that apply.

- ☒ No, I do not have a disability or impairment
- ☐ Yes, I have a neurodevelopmental disorder, intellectual, cognitive, and/or learning disability and/or impairment
(e.g., Autism, ADHD, etc.)
- ☐ Yes, I have a physical disability and/or impairment
(e.g., mobility, dexterity, etc.)
- ☐ Yes, I have a sensory disability and/or impairment
(e.g., deaf, deafened, hard of hearing, vision, etc.)
- ☐ Yes, I have a mental health illness or disability
(e.g., schizophrenia, bipolar, generalized anxiety disorder, depression, etc.)
- ☐ Yes, I have another disability and/or impairment
(e.g., chronic medical condition, speech impairment, etc.)
- ☐ Prefer not to answer

Save

Field Level Help-Personal Information Page (1)

Help | Preferred Name

E.g., If your legal given name is James, but you prefer to be called Jim, enter Jim. Do not include your last/family name.

The OUAC and some institutions may use your preferred name for communications (e.g., mail, emails) and on official documents (e.g., offer letters). **Note:** Some institutions will use only your legal name for communications and/or official documents. Consult your university of choice for additional information.

Some institutions may require confirmation of your preferred name prior to registration.

Help | Former Last Name/Family Name

Applicants should include this only if their legal last name/family name has changed, for example through adoption or marriage.

Help | Current Status in Canada

Status in Canada and Country of Citizenship are mandatory fields. Permanent Residents must also enter their Date of Entry into Canada.

Note: A permanent resident is someone who has been issued a permanent resident visa by the Canadian government and has landed in Canada, but is not a Canadian citizen. Permanent residents are citizens of other countries. A person in Canada temporarily, such as a student, foreign worker or visitor, is **not** a permanent resident.

Help | If not born in Canada, date or expected date of entry into Canada

If you are a Canadian citizen or Permanent Resident and were not born in Canada, provide the date you first entered Canada.

For all other status selections, provide the date you first entered Canada or the date you expect to enter Canada.

Help | First Language

Select the first language you learned at home as a child.

Field Level Help-Personal Information Page (2)

Help | Date of Birth

Navigating the Calendar Using Your Keyboard

Keyboard Command	Navigation
Arrow Keys	Navigate the days of the month
Page Up/Page Down	Cycle through the months of the year
Shift + Page Up/Shift + Page Down	Cycle through the years
Enter	Selects the highlighted date
Escape	Closes the calendar

Help | Do you identify as a First Nation (Status or Non-status), Inuit or Métis person?

The Indigenous and Treaty rights of First Nations, Inuit and Métis peoples are recognized and affirmed in the Constitution Acts of 1867 to 1982 (section 35).

If you identify as a person with First Nation (Status or Non-status), Inuit or Métis ancestry, you may self-identify by selecting 1 of the following: First Nation, Inuit or Métis. If you do not identify with 1 of these groups or do not wish to declare your status, leave the field blank.

You are not required to provide this information; however, if you do, we will forward it to your chosen universities so they can inform you of specific services available to First Nations, Inuit and Métis students.

Ontario Secondary School Application (101)

Contact Information

Required: 1 home address, 1 mailing address and 1 phone number.

My Email	Status	Actions
robin@ouac.on.ca	Not Verified	<div>Edit</div> <div>Re-send Verification Email</div>

Address Type	My Addresses	Actions
Home	Required	<div>+ Add</div>
Mailing	Required	<div>+ Add</div>

Telephone Type	My Telephone Numbers	Actions
	Required - No Information Provided	<div>+ Add</div>

Proceed to [Academic Background](#) if you are satisfied with this information

Field Level Help-Contact Information

Help | Email Address

This is the email address you used when you created your OUAC Account.

Double-check your email address and add your university choices to your contact or safe senders list to ensure that all messages are delivered to your inbox.

Help | Password

Your password must be between 7 and 30 characters and include an upper case character, a lower case character, a number and a symbol.

Help | Telephone Type

You may provide 3 phone numbers: Cell, permanent and alternate. One telephone number is required.

A permanent phone number is usually a landline, or a number that is unlikely to be changed or be disconnected (e.g., a parent's phone number).

An alternate phone number is another phone number where you can be reached (e.g., business).

Help | Telephone Number

For phone numbers in Canada or the US, use the following format: 5195551234

Do not enter spaces or hyphens, or include extension numbers.


Ontario Secondary School Application (101)

Academic Background

 Help

Provide information about institutions where you have registered in 1 or more secondary or postsecondary courses. Institutions include, but are not limited to, regular day school, private school, night school, summer school, private virtual school.

You do not need to include institutions where your home school registered you for courses, e.g., board virtual school, dual credit, Specialist High Skills Major, e-learning through a consortium.

 Add Institution

Institution Name	Start Date	To Date	Actions
A Y Jackson Secondary School Kanata	1999-01	2015-06	<div> Edit</div> <div> Delete</div>

Proceed to [Browse Programs](#) if you are satisfied with this information

Field Level Help-Academic Background

Help | Institution Name

Choose the main campus name even if you attend or attended an alternative campus location. If you do not see the institution in the drop-down list, choose "Not In List" and enter the name manually in the "Unlisted Institution" section.

Ontario Secondary School Application (101)

Select Programs

You may browse through program information using one of these starting points.

Program Category

[By University](#)

[By Geographic Area](#)

Search by Program Code


If you have done your research and know exactly which program codes you would like to add, enter the codes here:

Program Code

Search

Ontario Secondary School Application (101)

Program Choices

 Add Program

Choice Number	Program Code	Program Title	Actions
<div>01</div>	TPG	University of Toronto Physical & Mathematical Sciences - St. George Campus 2023 Fall (September)	<div> Edit</div> <div> Delete</div>

Order Your Choices

Rank your program selections in order of preference under the "Choice Number" column, then click "Save".

Save

Add Program to your application
Proceed to Additional University Details if you are satisfied with this information

Field Level Help-Program Choices

Help | College Ranking

Click a College name to visit that College's website in a separate window:

[Innis College](#)

[New College](#)

[St Michael's College](#)

[Trinity College](#)

[University College](#)

[Victoria College](#)

[Woodsworth College](#)

Ontario Secondary School Application (101)

Additional University Details

Select a year **only** if you have applied to 1 of these universities before. If you have never applied, leave this section blank.

University of Toronto
Previous Year Applied
<div>Choose a year ▾</div>

Save

Ontario Secondary School Application (101)


Document Upload - Information

You may upload proof of status in Canada and/or other types of documents to support your application. These documents are **not mandatory**.

- Review this list to determine which documents you can upload for your chosen universities.
- Do not upload document types that do not apply to you. The universities will notify you if further documentation is required.
- Do not send different document types in the same PDF file. Upload each document type as a separate PDF file.
- Upload PDF files only with a maximum size of 5 MB.
- Do not upload any documents that are not on this list, as we will not process them or send them to the universities you specify.

University	Document Type
Algoma University	<ul style="list-style-type: none"> • Unofficial Exam Result • Unofficial Credential Evaluation
Brock University	<ul style="list-style-type: none"> • N/A
Carleton University	<ul style="list-style-type: none"> • N/A
University of Guelph University of Guelph-Humber	<p>You can submit the following document, if required. Note: You will be notified via email if this is required for your application.</p> <ul style="list-style-type: none"> • Unofficial Language Proficiency Test
Lakehead University	<ul style="list-style-type: none"> • N/A
Laurentian University	<ul style="list-style-type: none"> • Proof of Status in Canada
McMaster University	<ul style="list-style-type: none"> • N/A
Nipissing University	<ul style="list-style-type: none"> • N/A

Ontario Tech University	<ul style="list-style-type: none"> • N/A
University of Ottawa	<ul style="list-style-type: none"> • N/A
Queen's University	<ul style="list-style-type: none"> • N/A
Toronto Metropolitan University	<ul style="list-style-type: none"> • Proof of Status in Canada (not Canadian Citizen or Indigenous)
University of Toronto	<ul style="list-style-type: none"> • Proof of Status in Canada
Trent University	<ul style="list-style-type: none"> • N/A
University of Waterloo	<ul style="list-style-type: none"> • Proof of Status in Canada
Western University	<ul style="list-style-type: none"> • N/A
Wilfrid Laurier University	<ul style="list-style-type: none"> • Proof of Status in Canada
University of Windsor	<ul style="list-style-type: none"> • Proof of Status in Canada (not Canadian Citizen or Indigenous)
York University	<ul style="list-style-type: none"> • Proof of Status in Canada

 Upload a Document

Upload History

Proceed to [Other Academic Information](#) if you are satisfied with this information

Document Upload

Note:

- Do not upload document types that do not apply to you. The universities will notify you if further documentation is required.
- Do not upload any documents that are not on this list, as they will not be processed and will not be sent to the universities you specify.

Documentation for Proof of Status in Canada

Document Type	Accepted Documents
Proof of Canadian Citizenship	<ul style="list-style-type: none">• Canadian passport OR• Canadian birth certificate + government-issued photo identification
Proof of Permanent Resident Status	<ul style="list-style-type: none">• Permanent Resident card, front and back OR• Record of Landing/Confirmation of Permanent Residence + government-issued photo identification
Proof of Convention Refugee/Protected Person Status	<ul style="list-style-type: none">• Notice of Decision, stamped
Proof of Diplomatic Status	<ul style="list-style-type: none">• Passport (non-Canadian) + Visa
Proof of Study Permit Status	<ul style="list-style-type: none">• Passport (non-Canadian) + Valid Study Permit
Proof of Visitor Status	<ul style="list-style-type: none">• Passport (non-Canadian) + Visa
Proof of No Status (International)	<ul style="list-style-type: none">• Government-issued photo identification
Proof of Indigenous Status	<ul style="list-style-type: none">• Canadian Certificate of Indian Status OR• Secure Certificate of Indian Status card (SCIS) OR• Band membership card

Other Documentation

Document Type	Accepted Documents
Language Proficiency Test	<ul style="list-style-type: none">• IELTS, CAEL, TOEFL, PTE, Cambridge English, Duolingo
Unofficial Exam Result	<ul style="list-style-type: none">• SAT, IB, ACT, AP, GCE
Unofficial Transcript	<ul style="list-style-type: none">• Secondary and Postsecondary
Unofficial Credential Evaluation	<ul style="list-style-type: none">• WES, ICAP
Supporting Documentation	<ul style="list-style-type: none">• Examples include: Extenuating Circumstances, Medical Documentation, Personal Support Letters

Upload My Document

Select a document type to upload and which universities it should be sent to.

Note: If the upload bar does not appear to be loading, click "Submit" to proceed with the upload.

Document Type (required)
Proof of Canadian Citizenship
University (required)
<input type="checkbox"/> University of Toronto
File to Upload (PDF files only, max. 5MB) (required)
Browse...

Submit

Upload My Document

Select a document type to upload and which universities it should be sent to.

Note: If the upload bar does not appear to be loading, click "Submit" to proceed with the upload.

Document Type (required)
Proof of Canadian Citizenship
Proof of Canadian Citizenship
Proof of Permanent Resident Status
Proof of Study Permit Status
Proof of Diplomatic Status
Proof of Convention Refugee/Protected Person Status
Proof of Visitor Status
Proof of No Status (International)
Proof of Indigenous Status

Ontario Secondary School Application (101)


Other Academic Information

 Help

* Required field

Other Academic Information

- * My total number of years in Ontario high schools (including current school year)

Choose 

- * My total number of years in a Canadian high school, not including Ontario
If this question does not apply to you, choose "Not Applicable".

Choose 


- * My total number of years in an English-language school system outside of Canada
If this question does not apply to you, choose "Not Applicable".

Choose 

In which country?


Choose 

My International Baccalaureate (IB) program type (if applicable)

Choose 

I intend to write (or have already written) an Advanced Placement exam by June of the current school year. 

AP exams are administered by The College Board in the United States.

Choose 

Save

**Help | I intend to write (or have already written) an
Advanced Placement exam by June of the current school
year.**

Applicants should indicate whether they have already written or intend to write an Advanced Placement (AP) exam by June of the current school year. AP exams are administered by the College Board in the United States of America. This section is optional.

Ontario Secondary School Application (101)

Current High School Information and Grades

Your high school has provided us with your applicable academic data throughout the year.

- Review your academic information carefully and inform your guidance counsellor if changes are required.
- Only your Grade 11-12 courses are reported to the OUAC (your Grade 9-10 courses will not be listed).

Note: If there is no information listed on this page, please continue to submit your application and contact your guidance counsellor.

My High School Information
School Number 924393
School Name M M Robinson High School
Diploma Status Unknown
OSSD Issue Date
Literacy Requirement Not Completed
Community Involvement Not Reported
My Specialist High Skills Major (SHSM) is complete
SHSM program code

Your high school has provided us with your applicable academic data throughout the year.

- Review your academic information carefully and inform your guidance counsellor if changes are required.
- Only your Grade 11-12 courses are reported to the OUAC (your Grade 9-10 courses will not be listed).

Note: If there is no information listed on this page, please continue to submit your application and contact your guidance counsellor.

Course Code	Course Description	Completion Date	Credit	Grade	Grade Type	Delivery	Notes
No information available.							

Proceed to [Review and Submit](#) if you are satisfied with this information

Ontario Secondary School Application (101)

Review and Submit

Please review your information:

- If you have any errors listed, return to the appropriate section of your application to correct them.
- Review any warnings listed and ensure you have entered your information correctly. If you have, you can proceed with submitting your application.
- Once satisfied that your information is accurate, read the "Applicant's Declaration".
- Click "I Verify and Agree" to proceed to payment.

Once you have successfully submitted your application, you will receive an OUAC Reference Number.

Errors

- Please return to [Contact Information](#) - You did not complete the contact information for the following address types:
 - Mailing
 - Home
- Please return to [Program Choices](#) - You did not select any program choices.
- You have not verified your email address. Before you can submit your application, you must first verify your email address by clicking the link that was emailed to you. If you did not receive the email or wish to have it re-sent, go to [Contact Information](#) in your application and click "Re-send Verification Email".
- Please return to [Contact Information](#) - Your telephone number is missing.